


# MAGNETIC TILES


INSPIRE PLAY & LEARNING

**Printable Workbook**




COMPILED BY:  
TASHA-LEIGH WILLIAMS (@TASHALEIGH\_CPT)  
WWW.OT2MAMA.COM

**Vertical Line**



**Horizontal Line**







**Diagonal Lines**



**Circle**



**Cross**



**'X' shape**



**Triangle**



# HERE'S HOW

## FUN FACT

This Booklet is designed to inspire creativity and help your little ones with identifying basic shapes.

The shape formations reflect the fundamental and developmental pre-writing shapes, which builds the foundation for handwriting.



## HOW TO USE THIS BOOKLET

1. The shapes are listed from simple to complex patterns.
2. Start by creating the pattern matching your magnetic tiles according to the shape.
3. The activity can then be graded by creating the pattern according to shape and colour together.
4. Encourage your child to draw the outline of shape – see the below for a guide to the average age of each pre-writing milestone.
  - Vertical Line – 2 - 3y/o
  - Horizontal Line – 2.5 - 3y/o
  - Circle – 2.5 - 3y/o
  - Cross – 3 – 4.5 y/o
  - Right/Left Diagonal Lines – 4.5 – 5 y/o
  - X shape – 5.5 – 6 y/o
  - Triangle – 5 – 6 y/o